



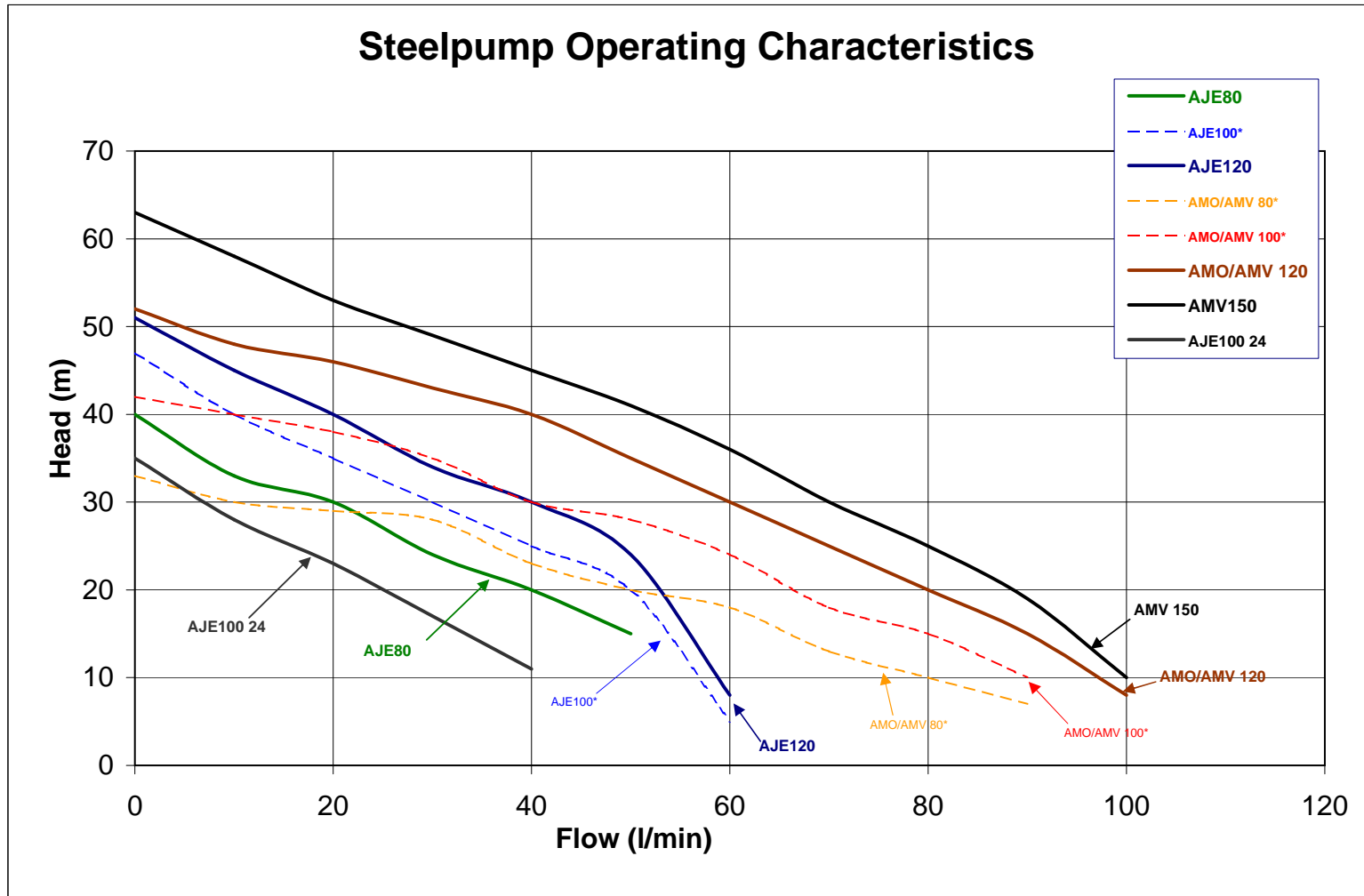


Steel Pumps Comparison Chart

Model	Product Code	Power		Inlet (" F BSP)	Outlet (" F BSP)	Guidance on Typical Applications					
		HP	(kW)			Irrigation			Internal / Domestic		Commercial
X-AJE	Single-stage horizontal format.					Small Garden	Large Garden	Commercial	Standard	Large	Various
	X-AJE 80 P	0.8	0.6	1	1.25	•					
	<i>X-AJE 100 P *</i>	1	0.75	1	1.25						
	X-AJE 120 P	1.2	0.9	1	1.25	•	•				
	X-AJE 80 B	0.8	0.6	1	1.25	•			•		
	<i>X-AJE 100 B *</i>	1	0.75	1	1.25						
	X-AJE 120 B	1.2	0.9	1	1.25		•		•	•	
	X-AJE 80 Pro	0.8	0.6	1	1.25	•	•	•	•		
	<i>X-AJE 100 Pro *</i>	1	0.75	1	1.25						
	X-AJE 120 Pro	1.2	0.9	1	1.25	•	•	•	•	•	
	NEW Low Voltage AJE	Single-stage horizontal format. Runs at 24 Volts, 29 Amps.									
	X-AJE 100 24	0.68	0.5	1	1.25			•			•
X-AMO	Multi-Stage horizontal format. High flow at low head.										
	<i>X-AMO 80 B *</i>	0.8	0.6	1	1.25						
	<i>X-AMO 100 B *</i>	1	0.75	1	1.25						
	X-AMO 120 B	1.2	0.9	1	1.25			•	•	•	
	<i>X-AMO 80 Pro *</i>	0.8	0.6	1	1.25						
	<i>X-AMO 100 Pro *</i>	1	0.75	1	1.25						
	X-AMO 120 Pro	1.2	0.9	1	1.25			•	•	•	•
X-AMV	Multi-Stage vertical format. High flow at low head.										
	<i>X-AMV 80 B *</i>	0.8	0.6	1.25	1.25						
	<i>X-AMV 100 B *</i>	1	0.75	1.25	1.25						
	<i>X-AMV 120 B *</i>	1.2	0.9	1.25	1.25						
	<i>X-AMV 80 Pro *</i>	0.8	0.6	1.25	1.25						
	<i>X-AMV 100 Pro *</i>	1	0.75	1.25	1.25						
	X-AMV 120 Pro *	1.2	0.9	1.25	1.25						
	X-AMV 150 Pro	1.5	1.1	1.25	1.25			•			•

*Non-stock item. Special order only

** Trade Discounts Apply



*Non-stock item. Special order only

(See individual pump brochures for full details)